

**ABANS MIDDLE EAST DMCC
DUBAI, UNITED ARAB EMIRATES**

**INDEPENDENT AUDITOR REPORT & FINANCIAL STATEMENTS
FOR THE YEAR ENDED MARCH 31, 2025**

**ABANS MIDDLE EAST DMCC
DUBAI, UNITED ARAB EMIRATES**

**INDEPENDENT AUDITOR'S REPORT AND FINANCIAL STATEMENTS
FOR THE YEAR ENDED MARCH 31, 2025**

TABLE OF CONTENTS	Pages
Manager's Report	1-2
Independent Auditor's Report	3-5
Statement of Financial Position	6
Statement of Income	7
Statement of Changes in Equity	8
Statement of Cash Flows	9
Notes to the Financial Statements	10-17

Manager's Report

The Manager present the annual report and the audited financial statements for the year ended March 31, 2025.

Legal Aspect

Abans Middle East DMCC, ("the Company") is registered with Dubai Multi Commodities Centre, as a Free Zone Company and operates under the License Nos. DMCC - 32261 issued on May 15, 2012, DMCC - 490846 issued on September 30, 2018 & DMCC - 391201 issued on February 08, 2018. DMCC License No. 391201, was subsequently terminated on April 22, 2021.

The principal activities of the Company is Trading for Proprietary account on regulated exchanges (DMCC - 32261) & non- manufactured precious metal trading (DMCC - 490846).

Authorised and paid up capital of the Company is AED 2,000,000 divided into 2000 shares of AED 1,000 fully paid.

As per Share Certificate No: SD-240977 issued by DMCC, Abans Securities Private Limited is the registered holder of 2,000 shares, total value of AED 2,000,000 each share value is AED 1,000. However actual issued capital is AED 477,000 (USD 130,000) divided into 477 shares of AED 1,000 each.

Names of the shareholder	Number of Shares	Nominal Value in AED	Value in AED	Value in USD	Percentage
Abans Securities Pvt Limited	477	1,000	477,000	130,000	100%

Shareholders current account balance is moved to Retained Earnings along with changes arose from profit during the year.

Financial performance

During the year under review, the Company's summary of financial performance is as follows:

Particulars	(Amount in USD)	
	2024-25	2023-24
Revenue	62,292,102	83,285,121
Profit	(5,605,874)	2,989,957
EBITDA (Earnings before interest, tax, depreciation and amortization)	(5,598,072)	2,996,228
Total Assets	42,682,284	44,316,291

Changes in accounting policies

Accounting policies has been consistently applied during the year. There have been no significant changes in accounting policies.

Events after the Reporting Date

No material changes and commitments affecting the financial position of the company occurred between the end of the financial year to which this financial statements relate on the date of this report.

Dividend

The Company did not declare and paid any amount as dividend in 2024-25.

Environmental matters

The Company has adopted a corporate responsibility policy under which it seeks to minimise any adverse environmental impact of its operations by recycling waste and adopting energy efficient methods of heating and lighting.

Going Concern

The manager has a reasonable expectation that the Company has adequate resources to continue in operational existence for the foreseeable future. Thus, they continue to adopt the going concern basis in preparing the annual financial statements. There are no material events affecting the continuation of **Abans Middle East DMCC** and its ability to continue its operations during the next financial year.

Litigation statement

There are no legal or arbitration proceedings, nor is the manager aware at the date of this report of any proceedings which are pending or threatened, which may have or have had a material effect on the Company's financial position.


Auditors

Expert House Chartered Accountants (Branch), the auditors of the Company, have indicated their willingness to continue in office.

Statement of Manager's responsibility

The management is responsible to ensure that the financial statements have been prepared in accordance with International Financial Reporting Standards issued by the International Accounting Standards Board (IASB), interpretations issued by the International Financial Reporting Interpretations Committee (IFRIC), the requirements of Dubai Multi Commodities Centre Company Regulations issued in 2020 and the Company's Memorandum and Articles of Association which might have materially affected the financial position of the Company or its financial performance.

Approved by the Board and Signed on its behalf by:


Mr. Tushar Goyal
Director
April 25, 2025





EXPERT HOUSE

CHARTERED ACCOUNTANTS

INDEPENDENT AUDITOR'S REPORT

To,
The Shareholders,
Abans Middle East DMCC,
Dubai, U.A.E.

Report on the Financial Statements

We have audited the accompanying financial statements of Abans Middle East DMCC, which is registered under Dubai Multi Commodities Centre as a Free Zone Company, Dubai, U.A.E.

What we have audited

The company's financial statements comprising,

- The statement of financial position
- The statement of income
- The statement of changes in equity
- The statement of cash flows
- The notes to the financial statements, which include a summary of significant accounting policies.

Opinion

In our opinion, the accompanying financial statements present fairly, in all material respects, the financial position of Abans Middle East DMCC and of its financial performance and its cash flows for the year ended March 31, 2025. We further confirm that the financial statements have been prepared in accordance with International Financial Reporting Standards and applicable financial framework under Dubai Multi Commodities Centre Company Regulations issued in 2020.

Basis for Opinion

We conducted our audit in accordance with International Standards on Auditing (ISAs). Our responsibilities under those standards are further described in the *Auditor's Responsibilities for the Audit of the Financial Statements* section of our report. We are independent of the Company in accordance with the International Ethics Standards Board for Accountants' *Code of Ethics for Professional Accountants (IESBA Code)* together with the ethical requirements that are relevant to our audit of the financial statements of the Company in U.A.E, and we have fulfilled our other ethical responsibilities in accordance with these requirements and IESBA Code.

We believe that the audit evidence we have obtained is sufficient and appropriate to provide a basis for our opinion.





EXPERT HOUSE

CHARTERED ACCOUNTANTS

Other information

Management is responsible for other information. The other information comprises Manager's report set up on page 1 and 2. Our opinion on the financial statements does not cover the other information and we do not express any form of assurance conclusion thereon.

In connection with our audit of the financial statements, our responsibility is to read the other information and, in doing so, consider whether the other information is materially inconsistent with the financial statements or our knowledge obtained in the audit or otherwise appears to be materially misstated. If, based on the work we have performed, we conclude that there is a material misstatement of this other information, we are required to report that fact. We have nothing to report in this regard.

Responsibilities of Management and Those Charged with Governance for the Financial Statements

Management is responsible for the preparation of the financial statements in accordance with International Financial Reporting Standard, Dubai Multi Commodities Centre Company Regulations issued in 2020 and to implement and monitor such internal control as management determines it necessary to enable the preparation of financial statements that are free from material misstatement, whether due to fraud or error.

In preparing the financial statements, management is responsible for assessing the Company's ability to continue as a going concern, disclosing, as applicable, matters related to going concern and using the going concern basis of accounting unless management either intends to liquidate the Company or to cease operations, or has no realistic alternative but to do so.

Those charged with governance are responsible for overseeing the Company's financial reporting process.

Auditor's Responsibilities for the Audit of the Financial Statements

Our objectives are to obtain reasonable assurance about whether the financial statements as a whole are free from material misstatement, whether due to fraud or error, and to issue an auditor's report that includes our opinion. Reasonable assurance is a high level of assurance, but is not a guarantee that an audit conducted in accordance with ISAs will always detect a material misstatement when it exists. Misstatements can arise from fraud or error and are considered material if, individually or in the aggregate, they could reasonably be expected to influence the economic decisions of users taken on the basis of these financial statements.

As part of an audit in accordance with ISAs, we exercise professional judgment and maintain professional scepticism throughout the audit. We also:

- Identify and assess the risks of material misstatement of the financial statements, whether due to fraud or error, design and perform audit procedures responsive to those risks, and obtain audit evidence that is sufficient and appropriate to provide a basis for our opinion. The risk of not detecting a material misstatement resulting from fraud is higher than for one resulting from error, as fraud may involve collusion, forgery, intentional omissions, misrepresentations, or the override of internal control.
- Obtain an understanding of internal control relevant to the audit in order to design audit procedures that are appropriate in the circumstances, but not for the purpose of expressing an opinion on the effectiveness of the Company's internal control.
- Evaluate the appropriateness of accounting policies used and the reasonableness of accounting estimates and related disclosures made by management.
- Conclude on the appropriateness of management's use of the going concern basis of accounting and, based on the audit evidence obtained, whether a material uncertainty exists related to events or conditions that may cast significant doubt on the Company's ability to continue as a going concern. If we conclude that a material uncertainty exists, we are required to draw attention in our auditor's report to the related disclosures in the financial statements or, if such disclosures are inadequate, to modify our opinion. Our conclusions are based on the audit evidence obtained up to the date of our auditor's report. However, future events or conditions may cause the Company to cease to continue as a going concern.

We communicate with those charged with governance regarding, among other matters, the planned scope and timing of the audit and significant audit findings, including any significant deficiencies in internal control that we identify during our audit.





EXPERT HOUSE

CHARTERED ACCOUNTANTS

Report on Other Legal and Regulatory Requirements

Further, as required by Dubai Multi Commodities Centre Company Regulations issued in 2020, we report that:

- i. We have obtained all the information we considered necessary for the purposes of our audit;
- ii. The financial statements have been prepared and comply, in all material respects, with applicable provisions of Dubai Multi Commodities Centre Company Regulations issued in 2020;
- iii. The company has maintained proper books of account and the company has invested in two funds during the year March 31, 2025;
- iv. Notes to the financial statements discloses material related party transactions and balances, the terms under which they are conducted and principles;
- v. Based on information available to us nothing has come to our attention which causes us to believe that the company has contravened, during the financial year ended March 31, 2025 any of the applicable provisions of the Dubai Multi Commodities Centre Company Regulations issued in 2020 or of its Articles of Association which would materially affect its activities or its financial position as at March 31, 2025.

Expert House Chartered Accountants (Branch)

Nouf.R

Nouf Rashid Mohamed Abdalla Abuhindi
Auditors' Registration No: 4366
Dubai, United Arab Emirates
April 25, 2025



ABANS MIDDLE EAST DMCC
Dubai Multi Commodities Centre, Dubai (U.A.E)

Statement of financial position as at March 31, 2025

(In United State Dollars)

Particulars	Note no.	Mar 31, 2025	Mar 31, 2024
Assets:			
Non-current assets			
Property, plant and equipment's	8	23,524	27,718
Investments	9	7,013,356	18,316,960
Deferred Tax Assets	10	504,529	-
Total non-current assets		7,541,409	18,344,678
Current assets			
Trade and other receivables	11	34,667,177	25,786,390
Cash and cash equivalents	12	335,363	185,223
Other current assets	13	138,336	-
Total current assets		35,140,875	25,971,613
Total assets		42,682,284	44,316,291
Equity, shareholder's fund & liabilities:			
Equity & shareholder's funds			
Share capital		130,000	130,000
Retained earnings		36,094,542	40,581,578
Equity		36,224,542	40,711,578
Shareholder's current account	14	-	614,309
Total Equity		36,224,542	41,325,887
Non-current liabilities			
Provision for end of service benefits	15	6,492	6,492
Total non-current liabilities		6,492	6,492
Current liabilities			
Trade and other payables	16	6,451,250	2,983,912
Total current liabilities		6,451,250	2,983,912
Total liabilities		6,457,742	2,990,404
Total equity, shareholder's funds & liabilities		42,682,284	44,316,291

The accompanying notes form an integral part of these financial statements.

Auditor's Report dated Apr 25, 2025 is set out on page 3 to 5.

The financial statements and notes on were approved by the Board on Apr 25, 2025 and signed on its behalf by:

Mr. Tushar Goyal
Director



ABANS MIDDLE EAST DMCC**Dubai Multi Commodities Centre, Dubai (U.A.E)**


Statement of comprehensive income for the period ended March 31, 2025

(In United State Dollar)			
Particulars	Note no	Mar 31, 2025	Mar 31, 2024
Revenue	17	62,292,102	83,285,121
Cost of Sales	18	(67,082,194)	(80,054,268)
Gross Profit/(Loss)		(4,790,092)	3,230,853
Employees Benefit Expenses	20	137,024	96,113
Finance Expenses	21	42,878	89,134
Depreciation		7,802	6,271
General & Administrative Expenses	22	668,177	228,484
Total Operating Expenses		855,881	420,002
Profit/(Loss) from Operating Expenses		(5,645,973)	2,810,851
Other Income	19	40,099	179,106
Net Profit/(Loss) before Tax		(5,605,874)	2,989,957
Corporat Tax		-	-
Defered Tax	23	504,529	-
Net Profit/(Loss) After Tax		(5,101,345)	2,989,957

The accompanying notes form an integral part of these financial statements.

Auditor's Report dated Apr 25, 2025 is set out on page 3 to 5.

The financial statements and notes on were approved by the Board on Apr 25, 2025 and signed on its behalf by:


Mr. Tushar Goyal
Director



ABANS MIDDLE EAST DMCC**Dubai Multi Commodities Centre, Dubai (U.A.E)**

Statement of changes in equity & shareholder's fund for the period ended March 31, 2025

(In United State Dollar)

Particulars	Share capital	Retained Earnings	Total
Balance at April 01, 2023	130,000	37,591,621	37,721,621
Net profit for the period	-	2,989,957	2,989,957
Transfer from current account	-	-	-
Balance At March 31, 2024	130,000	40,581,578	40,711,578
Net profit for the period	-	(5,101,345)	(5,101,345)
Transfer from current account	-	614,309	614,309
Balance At March 31, 2025	130,000	36,094,542	36,224,542

The accompanying notes form an integral part of these financial statements.

Auditor's Report dated Apr 25, 2025 is set out on page 3 to 5.

The financial statements and notes on were approved by the Board on Apr 25, 2025 and signed on its behalf by:

Mr. Tushar Goyal
Director

ABANS MIDDLE EAST DMCC**Dubai Multi Commodities Centre, Dubai (U.A.E)**

Statement of cash flow for the period ended March 31, 2025


(In United State Dollar)

Particular	Mar 31, 2025	Mar 31, 2024
Cash flows from operating activities		
Net profit for the period	(5,605,874)	2,989,957
Adjustment for:		
Depreciation	7,802	6,271
Gain on Sale of Investment	(3,925,862)	-
Gain on Fair Value of Investment	(5,245)	(1,516,837)
Dividend received	(125,000)	(125,000)
Provision for employee benefit	-	-
Operating cash flows before changes in working capital	(9,654,179)	1,354,391
Working capital changes:		
(Increase)/Decrease in trade and other receivables	(8,880,786)	4,277,628
(Increase)/Decrease in other current assets	(138,336)	-
Increase/(Decrease) in trade and other payables	3,467,339	(217,916)
Increase/(Decrease) in due to related parties	-	(5,057,620)
Increase/(Decrease) in provision for end of service benefits	-	(7,751)
Net cash (used in)/generated from operating activities	(15,205,962)	348,732
Cash flows used in investing activities:		
Purchase of long-term investments	(1,550,000)	(458,110)
Purchase of plant, property & equipment	(3,609)	(14,815)
Sale of Investment	16,784,712	-
Dividend Received	125,000	125,000
Net cash (used in)/generated from investing activities	15,356,103	(347,925)
Cash flows from financing activities:		
Net cash (used in)/generated from financing activities	-	-
Net Increase in cash and cash equivalents	150,140	807
Cash and cash equivalents, beginning of the period	185,223	184,416
Cash and cash equivalents, end of the period	335,363	185,223
Represented by:		
Cash balance	17,687	820
Cash at banks	317,676	184,403
	335,363	185,223

The accompanying notes form an integral part of these financial statements.

Auditor's Report dated Apr 25, 2025 is set out on page 3 to 5.

The financial statements and notes on were approved by the Board on Apr 25, 2025 and signed on its behalf by:


Mr. Tushar Goyal
 Director



ABANS MIDDLE EAST DMCC

Dubai Multi Commodities Centre, Dubai (U.A.E)

Notes to the Financial Statements

For the year ended March 31 , 2025

1. LEGAL STATUS & ACTIVITIES:

- a) **Abans Middle East DMCC**, ("the Company") is registered with Dubai Multi Commodities Centre, as a Free Zone Company and operates under the License Nos. DMCC - 32261 issued on May 15, 2012. DMCC - 490846 issued on September 30, 2018 & DMCC - 391201 issued on February 08, 2018. DMCC License No. 391201, was subsequently terminated on April 22, 2021.
- b) The Company is engaged in Trading for Proprietary account on regulated exchanges (DMCC - 32261) & non-manufactured precious metal trading (DMCC - 490846).
- c) The management of the Company is vested with Mr. Tushar Goyal, the Manager.
- d) The reporting date of Abans Middle East DMCC is March 31, 2025.
- e) The registered office is in Unit No 804, Gold Crest Executive, Cluster C, Jumeirah Lakes Towers, Dubai, UAE. PO Box: 45107
- f) Authorised and paid up capital of the Company is AED 2,000,000 divided into 2000 shares of AED 1,000 fully paid.

As per Share Certificate No: SD-240977 issued by DMCC, M/s. Abans Securities Private Limited is the registered holder of 2,000 shares, total value of AED 2,000,000 each share value is AED 1,000. However actual issued capital is AED 477,000 (USD 130,000) divided into 477 shares of AED 1,000 each.

Names of the shareholder	Number of Shares	Nominal Value in AED	Value in AED	Value in USD	%
Abans Securities Pvt Limited	477	1,000	477,000	130,000	100%

2. BASIS OF PREPARATION

2.1 Basis of accounting

The financial statements of the entity are prepared in accordance with IFRS for SMEs International Financial Reporting Standards (IFRSs) for SMEs issued by the International Accounting Standards Board (IASB), interpretations issued by International Financial Reporting Interpretations Committee (IFRIC), and comply, wherever appropriate, with the provisions of the Dubai Multi Commodities Centre Company Regulations issued in 2020. The requirements of the standards applied have been satisfied in full, and the financial statements therefore provide a true and fair view of the Company's net assets, financial position and results of operations.

The financial statements consists of Statement of financial position, statement of income, statement of changes on equity, statement of cash flows and notes comprising accounting policies and other information. In order to improve the clarity of presentation, various items in the statement of financial position and in the income statement have been combined. These items are disclosed and explained separately in the Notes.

The financial statements are prepared using accrual basis of accounting. The income statement has been classified in accordance with the nature of expense method. Cash flow has been presented under indirect method. The financial statements are prepared under the historical cost convention modified to incorporate the movements on carrying values of assets and liabilities except those assets and liabilities which are recognized at fair value as required under the relevant accounting policy.

2.2 Authorization date

Authorization date is that on which the financial statements are authorized and approved by the management. The authorization date of Abans Middle East DMCC is April 25, 2025.

Notes to the Financial Statements

For the year ended March 31 , 2025

2.3 Currency

The financial statements are presented in United States Dollars ("USD"), which is the functional and presentation currency of the Company.

3. Accounting estimates and judgements

In the preparation of financial statements in accordance with International Financial Reporting Standards for SME (IFRS) management is required to make a number of judgements, estimates and assumptions in the application of certain accounting policies that affect the reported assets, liabilities, income and expenses. These estimates and assumptions are reviewed on an annual basis and are based on historical experiences and other factors, including expectations of future events that are assumed reasonable under the current conditions.

These assumptions and estimation uncertainties to disclose about the information related to the assumptions and estimation uncertainties that have a significant risk of resulting in material adjustment to the financial statements

In the absence of specific accounting requirement that applies to a particular transaction, as per IFRS for SME, management need to use judgement in developing and applying an accounting policy that results in information that is relevant to the economic decision made by the users and reliable to the financial statements. Therefore, for each transaction, management need to consider the requirement under IFRS for SME and recognition, measurement concepts for assets, liabilities, income and expense in the conceptual framework.

The financial statements providing reliable and more relevant information about the effects of transactions, other events or conditions on the entity's financial position, financial performance or cash flows. **A change in accounting policy will be applied retrospectively.**

A change in accounting estimate is an adjustment of the carrying amount of an asset or a liability, or the amount of the periodic consumption of an asset, that results from the assessment of the present status of, and expected future benefits and obligations associated with, assets and liabilities. **Changes in accounting estimates result from new information or new developments and, accordingly, are not corrections of errors and are applied prospectively.**

3.1 Property, plant and equipment

Property, plant and equipment are tangible items that are held for use in the production or supply of goods or services, for rentals to others, or for administrative purposes; and are expected to be used for more than one period.

An item of property is recognised as an asset only if there is an economic inflow of benefits associated with the asset and the cost can be measured reliable.

Property, plant and equipment is initially recognised at historical cost which comprises of the purchase price plus all costs necessary to bring the asset to its intended use and an estimate of the costs of dismantling and removing the item, and removing the site, if required. The cost of an item of property, plant and equipment is the cash price equivalent at the recognition date. If the payment is deferred beyond normal credit terms, the cost is the present value of all future payments.

After recognition of asset based on cost model then the item of property, plant and equipment is carried at cost less any accumulated depreciation and any impairment losses.

Gains and losses arising from revaluation are transferred to revaluation surplus account.

The management determines the estimated useful lives of its property, plant and equipment for calculating depreciation. This estimate is determined after considering the expected usage of the asset or physical wear and tear. Management reviews the residual value and useful lives annually and future depreciation charges would be adjusted where the management believes the useful lives differ from previous estimates.

Notes to the Financial Statements

For the year ended March 31 , 2025

Depreciation is calculated using the straight-line method and the cost or revalued amount is allocated to its residual value using its estimated useful life as follows:

Furniture and Fixtures	5 Years
Office equipment	5 Years

Property, plant and equipment's are subjected to an annual review for any indicators of impairment and if there is an indication the recoverable amount needs to be calculated. An item of property, plant and equipment cannot be carried at more than its recoverable amount.

A decline in the value of property, plant and equipment could have a significant effect on the amounts recognised in the financial statements. Management assesses the impairment of the property, plant and equipment whenever events or changes in circumstances indicate that the carrying value may not be recoverable. Such indicators of impairment may arise from internal sources, external sources or as a result of combination of both.

A plan to dispose of an asset before the previously expected date is an indicator of impairment that triggers the calculation of the asset's recoverable amount for the purpose of determining whether the asset is impaired.

3.2 Deferred Tax Assets

Deferred tax is measured at the tax rates that are expected to apply to the period when the asset is realized or the liability is settled, based on tax rates (and tax laws) that have been enacted or substantively enacted by the reporting date.

3.3 Inventories

Inventories are assets held for sale in ordinary course of business, in the process of production for sale or in the form of materials or supplies.

Inventories shall be measured at lower of the cost and estimated selling price less cost to complete and sell, after making due allowance for any obsolete or slow-moving items. Cost is determined on first-in-first out method and it consists of the aggregate of purchase price and other related expenses incurred to bring the inventories to their present location and condition. Net realisable value is based on estimated selling price less any further costs expected to incur on disposal. When an inventory is sold, the carrying value shall be recognised as expense.

An entity shall assess at each reporting date whether any inventories are impaired. The entity shall make the assessment by comparing the carrying amount of each item of inventory with its selling price less costs to complete and sell. If an item of inventory is impaired, the entity shall reduce the carrying amount of the inventory (or the group) to its selling price less costs to complete and sell. That reduction is an impairment loss and it is recognized immediately in profit or loss.

3.4 Related party transactions

Related party transactions are the transfer of resources, services or obligations between a reporting company and its related parties. The related party can be a person or entity that is related to the company a person or close member of that person's family is related to a reporting company if the person is a member of the key management personnel, or has joint control over the company or has significant influence on the company.

An entity is related to the reporting company if the entity and the reporting company are members of the same group example like subsidiary, fellow subsidiary or parent, or associate, joint venture.

Common types of related party transactions for the company are as follows:

- Transactions with its principal owners
- Transactions between entity under common control or has significant influence. (Notes to accounts 16)

Notes to the Financial Statements

For the year ended March 31 , 2025

3.5 Trade receivables

Trade receivables are amounts due from customers for the sale of goods or provision of services and are recognized when invoice has been issued. A receivable is recognised at the undiscounted amount of cash receivable from that entity, which is normally the invoice price.

At the end of each reporting period, an assessment is made whether there is an objective evidence of impairment. Estimates of the collectible amount of trade receivable are made when collection of the full amount is no longer probable.

This estimation is performed on an individual basis. Amount which are not individually insignificant, but which are past due, are assessed collectively and an allowance applied accordingly to the length of time past due, based on historical recovery rates.

Other receivables

Other receivables are considered as current assets if they mature not more than 12 months after the balance sheet date; otherwise, they are recognised as non-current asset. It is initially recognised at fair value including transaction costs and carried at amortised cost using the effective interest method.

A prepaid expense is a type of asset that arises on balance sheet as a result of the entity making payments for goods or services to be received in the near future. While prepaid expenses are initially recorded as asset, their value is expensed over time as the benefit is received.

An accrued income is an income which has been earned but not yet received. Income is recognised on the period in which it is earned. Therefore, accrued income must be recognized in the accounting period in which it arises rather than in the subsequent period in which it will be received.

Deposits consist of cash deposited as security for electricity, visa fee etc.

3.6 Cash and cash equivalents

Cash equivalents are short term, highly liquid investments that are readily convertible to known amounts of cash and that are subject to insignificant risk of changes in value. They are held to meet short-term cash commitments instead of for investment or other purposes. They are carried at their principal amount.

Investments are classified as a cash equivalent only when it has a short maturity of less than three months from date of acquisition.

Bank overdraft is classified under cash and cash equivalents only if it is repayable on demand.

3.7 Shareholder's current account

A shareholder's current account is a record of personal funds advanced to a company (funds introduced) and company funds withdrawn (drawings) by the shareholder from the company. The balance is either what the shareholder owes to the company (a debit balance) or company owes to the shareholder (a credit balance). It is shown as shareholder's current account and grouped under shareholder's funds. Shareholder's current account balances are unsecured, interest free, there are no defined repayment arrangement and are payable only at the option of the Company.

3.8 Provision for employees' service end benefit

Short-term employee benefits are employee benefits (other than termination benefits) that are expected to be settled wholly before twelve months after the end of the annual reporting period in which the employees render the related service.

Post-employment benefits are employee benefits (other than termination benefits and short-term employee benefits) that are payable after the completion of employment.

Other long-term employee benefits are all employee benefits other than short-term employee benefits, post-employment benefits and termination benefits.

Notes to the Financial Statements

For the year ended March 31 , 2025

Employees' end of service benefit

The entity provides end-of service benefits to its employees on the basis prescribed under the United Arab Emirates (UAE) labour laws.

The end of service entitlement is usually depended on the employees' final basic salary and the length of service subject to the completion of the minimum service period. The expected costs of these benefits are accrued over the period of employment and the benefits are paid to employees on termination or completion of their term of employment.

In practice, IAS 19 Employee Benefits is not applied to certain end-of-service benefits because of the costs and lack of actuarial data and resources. While this practice is not consistent with IAS 19, the treatment is accepted in practice because the effect is not material

Provision is also made for the estimated liability for employees' unused entitlements to annual leave and flights as a result of services rendered by eligible employees up to the reporting date.

The provision relating to annual leave and air passage is disclosed as a current liability, while that relating to end of service benefits is disclosed as a non-current liability.

The management is of the opinion that no significant difference would have arisen had the liability been calculated on an actuarial basis as salary inflation and discount rates are unlikely to have significant impacts.

3.9 Trade and other payables

Trade payables are obligations to pay for goods or services that have been acquired in the ordinary course of business. Trade payables are initially recorded at fair value and subsequently measured at amortised cost using the effective interest method.

Prepaid income is revenue received in advance but which is not yet earned. Income must be recorded in the accounting period in which it is earned. Therefore, prepaid income must not be shown as income in the accounting period in which it is received but instead it must be presented as such in the subsequent accounting periods in which the services or obligations in respect of the prepaid income have been performed.

Entity should therefore recognize a liability in respect of income it has received in advance until such time as the obligations or services that are due on its part in relation to the prepaid income have been performed.

An accrued expense is an accounting expense recognized in the books before it is paid for. It is a liability and is usually current. These expenses are typically periodic and documented on a Company's balance sheet due to the high probability that they will be collected.

3.10 Revenue analysis

Revenue is measured at fair value of the consideration received or receivable. The fair value of the consideration received or receivable takes into account the amount of any trade discounts, prompt settlement discounts and volume rebates allowed by the entity. Revenue includes gross inflows of economic benefits received or receivable by the entity on its own account. The entity excludes from revenue all amounts collected on behalf of third parties such as sales taxes, goods and services and value added taxes.

The majority of revenue is generated through Trading for Proprietary account on regulated exchanges & non-manufactured precious metal trading, the company follows below mentioned recognition criteria as outlined by IFRS for SMEs.

The entity recognises revenue from sales of good when the entity has transferred to the buyer the significant risks and rewards of ownership of the goods, entity neither retains managerial involvement nor control over the goods sold, amount can be reliably measured, probable that economic benefit will flow to the entity and the costs incurred or to be incurred in respect of the transaction can be measured reliably.

The assessment of transferring significant risks and rewards includes considering the transfer of legal title or passing the possession of goods. Until the risk and rewards are transferred the transactions is accounted as deferred revenue.

3.11 Cost of Revenue

Costs of revenue are the direct costs attributable to the production of the goods sold by the Company. This amount includes the cost of the materials used in creating the good along with the direct labour costs used to produce the good and factory overheads.

Notes to the Financial Statements

For the year ended March 31 , 2025

4 FAIR VALUE DETERMINATION AND ANALYSIS

Fair value is the amount for which an asset could be exchanged, or a liability settled, between knowledgeable, willing parties in an arm's length transaction. The standard for fair value measurement applies on initial recognition and subsequent measurement when it required or permitted by other sections of IFRS for SMEs. Fair value is the price that would be received to sell an asset or paid to transfer a liability in an orderly transaction between market participants at the measurement date.

Fair value measurement is applied under the presumption that the transaction to sell the asset or transfer a liability takes place either in the principal market for that asset or liability or the most advantageous market for that asset or liability.

All assets and liabilities for which fair value is measured or disclosed in the financial statements are categorised within the fair value hierarchy, the levels of fair value hierarchy are defined as follows:

Level 1: Measurement is made by using quoted prices (unadjusted) from an active market.

Level 2: Measurement is made by means of valuation methods with parameters derived directly or indirectly from observable market data.

Level 3: Measurement is made by means of valuation methods with parameters not based exclusively on observable market data.

For financial assets and liabilities reported, there are no major difference between the carrying amount and fair value.

5 RISK PROFILE AND ANALYSIS

Generally, the Company have exposure to the following risks from its use of financial instruments:

- Credit risk
- Liquidity risk
- Market risk

This note presents information about the Company's exposure to each of the above risks, the Company's objectives, policies and processes for measuring and managing risk, and the Company's management of capital.

The Company's Manager has overall responsibility and oversight of the Company's risk management framework. The Company's risk management framework is a combination of formally documented policies in certain areas and informal approach to risk management in others.

The Company's approach to risk management is established to identify and analyse the risk faced by the Company, to set appropriate risk limits and controls, and to monitor risks and adherence to limits. Risk management policies and systems are reviewed regularly to reflect changes in market conditions and its activities.

Credit risk analysis

Credit risk is the risk of financial loss to the Company, if a customer or counterparty to a financial instrument fails to meet its contractual obligations; it arises principally from the Company's receivables from customers, other receivables, balances with bank and amounts due from related parties.

The company monitors defaults of customers or counterparties, identified collectively and incorporates the information into its credit risk controls, where available at reasonable cost, external credit ratings and/or reports on customers and counterparties are obtained and used. The company's policy is to deal with creditworthy counterparties. The company has policy of providing provision for those which management think they cannot collect. The provision is also determined by reference to past default experience.

Notes to the Financial Statements

For the year ended March 31 , 2025

The geographical spread of Trade Receivables outstanding as on March 31, 2025 is as under:

Name of the country	Amount	%
USA	0	0.000%
China	0	0.000%
UAE	34,587,288	100.000%
Total	34,587,288	100%

Liquidity risk

Liquidity risk is the risk that the Company will not be able to meet its financial obligations as they fall due. Liquidity risk mainly relates to payables to suppliers and the repayment of bank borrowings and amounts due to related parties. The Company approach to managing liquidity is to ensure, as far as possible, that it will always have sufficient liquidity to meet its liabilities when due, under both normal and stressed conditions, without incurring unacceptable losses or risking damage to the Company's reputation. The Company manages liquidity risks through, banking facilities and borrowing facilities, by continuously forecasted and actual cash flows and matching the maturity profiles of financial assets and liabilities. The Company currently has sufficient asset to meet expected operational expenses, including the servicing of financial obligations.

As at the reporting period, the contract maturity of financial assets and liability are as follows:

Financial Assets	Less than 180 days	More than 180 days
Cash and cash equivalents	335,363	-
Trade receivables	34,587,288	-
Loans and advances	-	-
Deposits	6,983	-
Other receivables	19,264	-
Total	34,948,897	-
Financial Liabilities	Less than 180 days	More than 180 days
Trade and other payables	6,451,249	-
Total	6,451,249	-

Market risk

Market risk is the risk that changes in market prices, such as foreign currency exchange rates, interest rates will affect the Company's income or the value of its holdings of financial instruments. The objective of market risk management is to manage and control market risk exposure within acceptable parameters, while optimising the return.

Notes to the Financial Statements

For the year ended March 31 , 2025

- Currency risk

Currency risk is the risk that the fair value or future cash flows of financial instrument will fluctuate because of changes in foreign exchange rates. Generally, the Company is exposed to currency risk mainly on purchases and sales that are denominated in a currency other than the functional currency of the Company.

Most of the transactions are denominated in the same currency as functional currency and for those foreign currency transactions, exchange rates prevailing at the date of transaction is used. Foreign exchange gains or losses resulting from any such transactions are recognized in the income statement. Hence currency risk is minimal. For transactions in USD there is no currency risk as the currency is pegged with local functional currency.

6 CAPITAL MANAGEMENT POLICIES

The company's capital management objectives are,

- To improve shareholder's wealth
- To ensure the company's ability to continue as a going concern

Management assesses the company's capital requirements in order to maintain an efficient overall financing structure while avoiding excessive leverage.

The company manages the capital structure and makes adjustments to it in the light of changes in economic conditions and the risk characteristics of the underlying assets.

In order to maintain or adjust the capital structure, the company adjusts the amount of returns to members, increase capital from the members, or sell assets to reduce debt.

	2024-25	2023-24
Total Liabilities	6,457,742	2,990,404
Less: Cash & Cash equivalents	-335,363	-185,223
Net Current Liabilities	6,122,380	2,805,181
Net Equity	36,224,542	41,325,887

7 PREVIOUS YEAR COMPARATIVES

Previous year figures have been regrouped wherever necessary to conform to current year classification.

ABANS MIDDLE EAST DMCC
Dubai Multi Commodities Centre, Dubai (U.A.E)

Notes to the financial statements for the period ended March 31, 2025

(In United State Dollar)

Note 8: Property, plant and equipment's	Furniture & fixture	Office equipment's	Total
Cost:			
At 1st April, 2023	6,236	31,258	37,494
Additions	1,402	13,413	14,815
Disposal/Adjustments	2,931	6,477	-
At March 31, 2024	4,707	38,194	42,901
Additions	-	3,608	3,608
Disposal/Adjustments	1,753	4,219	5,972
At March 31, 2025	2,954	37,583	40,537
Accumulated depreciation:			
At 1st April, 2023	4,644	13,675	18,319
Depreciation for the period	659	5,612	6,271
Less:- Acc depreciation on Disposable Assets	2,931	6,477	9,408
At Mar 31, 2024	2,372	12,810	15,182
Depreciation for the period	591	7,211	7,802
Less:- Acc. depreciation on Disposable Asset:	1,753	4,219	5,972
At Mar 31, 2025	1,210	15,802	17,013
Net book value:			
At Mar 31, 2024	2,334	25,384	27,718
At Mar 31, 2025	1,743	21,781	23,524

Note 9: Investments	Mar 31, 2025	Mar 31, 2024
Valued at Cost		
Investment in AGL equity	458,110	458,110
Investment in Preference shares	5,000,000	5,000,000
Valued at FVTPL		
Investment in Tagus Fund	1,052,940	-
Investments in AIL Fund	502,305	-
Investment in Gold	-	12,858,850
Total	7,013,355	18,316,960

Note 10: Deferred Tax Assets	Mar 31, 2025	Mar 31, 2024
Deferred Tax Assets	504,529	-
Total	504,529	-

ABANS MIDDLE EAST DMCC**Dubai Multi Commodities Centre, Dubai (U.A.E)**

Notes to the financial statements for the period ended March 31, 2025

(In United State Dollar)

Note 11: Trade and other receivable

	Mar 31, 2025	Mar 31, 2024
Trade receivables	34,587,288	25,563,384
Deposits	6,983	10,794
Prepayments	46,462	32,523
Advances to employees	7,180	10,899
Other receivable	19,264	168,791
Total	34,667,177	25,786,390

* As per the management trade receivable are good and recoverable.

Ageing analysis	Mar 31, 2025	Mar 31, 2024
<u>Neither due or impaired</u>		
1-30 days	13,160,631	3,083,248
<u>Due but not impaired</u>		
31-90 days	11,562,987	22,480,136
91-180 days	5,168,353	-
More than 181 days	4,695,317	-
Total	34,587,288	25,563,384

Note 12: Cash and cash equivalents

	Mar 31, 2025	Mar 31, 2024
Cash	17,687	820
Bank balances	317,676	184,403
Total	335,363	185,223

Note 13: Other current assets

	Mar 31, 2025	Mar 31, 2024
Corporate Avenue Services Limited - Wallet	138,336	-
Total	138,336	-

Note 14: Shareholder's current account

	Mar 31, 2025	Mar 31, 2024
Balance at the beginning of the period	614,309	614,309
Funds introduced/(withdrawn)by the shareholders (net)	(614,309)	-
Total	-	614,309

Shareholder's current account balances are unsecured, interest free, there are no defined repayment arrangement and are payable only at the option of the company.

Note 15: Provision for end of service benefits

	Mar 31, 2025	Mar 31, 2024
Balance at the beginning of the period	6,492	6,492
Paid during the period	-	-
Add: Provision for the period	-	-
Total	6,492	6,492

ABANS MIDDLE EAST DMCC
Dubai Multi Commodities Centre, Dubai (U.A.E)

Notes to the financial statements for the period ended March 31, 2025

(In United State Dollar)

Note 16: Trade and other payables

	Mar 31, 2025	Mar 31, 2024
Trade payables	5,991,264	2,982,040
Other payables	3,020	1,327
Salary payables	4,222	-
Accruals	452,743	545
Total	6,451,249	2,983,912

Note 17: Revenue

	Mar 31, 2025	Mar 31, 2024
Sale of goods	66,265,833	80,938,239
Revenue from proprietary trading	(3,973,731)	2,346,882
Total	62,292,102	83,285,120

Note 18: Cost of revenue

	Mar 31, 2025	Mar 31, 2024
Opening stock	-	-
Purchases and other expenses	66,902,729	79,901,336
Less: Closing stock	-	-
Cost of goods sold	66,902,729	79,901,336
Brokerage & commission	177,595	152,932
Other Operating Expenses	1,870	-
Total	67,082,194	80,054,268

Note 19: Other income

	Mar 31, 2025	Mar 31, 2024
Other income	40,099	179,106
Total	40,099	179,106

Note 20: Employees benefit expenses

	Mar 31, 2025	Mar 31, 2024
Salaries and other benefits	137,024	96,113
Total	137,024	96,113

Note 21: Financial expenses

	Mar 31, 2025	Mar 31, 2024
Bank charges	5,011	5,125
Payment gateway charges	37,866	84,009
Total	42,878	89,134

ABANS MIDDLE EAST DMCC**Dubai Multi Commodities Centre, Dubai (U.A.E)**

Notes to the financial statements for the period ended March 31, 2025

(In United State Dollar)

Note 22: General & administrative expenses

	Mar 31, 2025	Mar 31, 2024
Legal, municipal & professional fees	229,313	62,557
Travelling and conveyance expenses	93,830	41,104
Business promotion expenses	263,004	54,048
Rent	23,499	20,713
Communication	17,854	18,898
Insurance charges	-	9,485
Utility	3,385	2,872
Other general and administrative expenses	37,292	15,665
Logistic and freight expenses	-	1,401
Commission	-	1,737
Total	668,177	228,480

Note 23: Deferred Tax

	Mar 31, 2025	Mar 31, 2024
Deferred Tax	(504,529)	-
Total	(504,529)	-

Note 24: Related party disclosure**A. List of related party**

<u>Name of the party</u>	Mar 31, 2025	Mar 31, 2024
Abans Gems & Jewels Trading FZC	Associate Company	Associate Company
Abans International Limited	Associate Company	Associate Company
Caspian HK Trading Limited	Associate Company	Associate Company
Corporate Avenue Services Limited	Associate Company	Associate Company
Abans Investment Manager Mauritius	Associate Company	Associate Company
Abans Global Limited	Associate Company	Associate Company
Ashish Maheshkumar Shah	Key management personnel	management personnel
Tushar Goyal	Key management personnel	management personnel
Abhinav Agarwal	Key management personnel	management personnel



ABANS MIDDLE EAST DMCC
Dubai Multi Commodities Centre, Dubai (U.A.E)

Notes to the financial statements for the period ended March 31, 2025

(In United State Dollar)

B. The Following transactions were carried out with the related parties in the ordinary course of business and at arm's length.

Nature of transactions-RPS

		Mar 31, 2025	Mar 31, 2024
	<u>Balances at year end</u>		
1	<u>Trade Receivables</u>		
	Abans Gems & Jewels Trading FZC	-	9,475
	Abans International Limited	-	272
	Caspian HK Trading Limited	-	2,148
	Corporate Avenue Services Limited	-	147,173
	Abans Investment Manager Mauritius	4,000	839
2	<u>Other Receivables</u>		
	Corporate Avenue Services Limited	138,336	-
3	<u>Investments</u>		
	Abans Global Limited - Preference Shares	5,000,000	5,000,000
	Abans Global Limited - Equity Shares	458,110	458,110
	Abans International Limited	502,305	-
4	<u>Trade Payables</u>		
	Abans Global Limited	5,991,264	359,791
5	<u>Advance to Key Managerial Personnel</u>		
	Tushar Goyal - AMED Director	5,891	-
	Abhinav Agarwal - AGJT Director	1,090	-
6	<u>Services received from other group entities</u>		
	Abans Global Limited - Brokerage & other allied activities	28,884	74,425
	Abans Global Limited - Reimbursement Expenses	39,271	-
	Corporate Avenue Services Limited - Payment Gateway Chrg	12,021	84,009
	Abans Global Limited - Dividend Received	125,000	125,000
	Abans Investment Manager Mauritius - Trader Service Income	24,000	-
	Abans International Limited - Gain on FV of Investment	2,305	-
7	<u>Remuneration to Key Managerial Personnel</u>		
	Director - Abans Global Limited	55,570	43,721
	Director - Abans Middle East DMCC	16,889	5,448
	Director - Abans Gems & Jewels Trading FZC	16,576	3,146

Mr. Tushar Goyal
Director

